



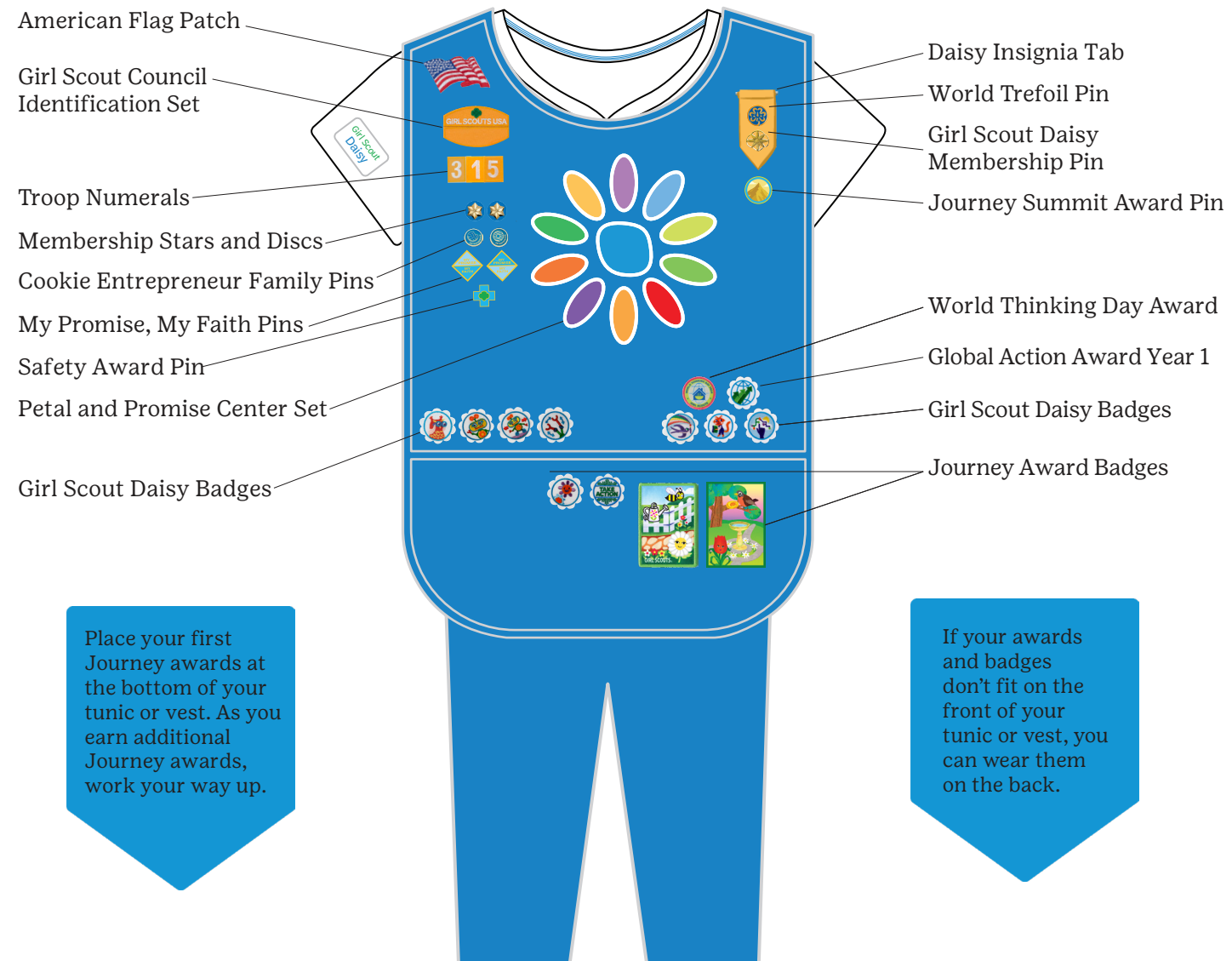
Uniform Diagrams

Insignia, Pin and Badge Placement



For over a century, girls have been united by proudly wearing the Girl Scout uniform. Girl Scouts at each grade level have one official uniform item (sash, vest or tunic) to display badges, pins, insignia, and awards. This uniform item is required when girls participate in ceremonies or officially represent Girl Scouts. Girls wear the sash, vest, or tunic over designated official apparel or a white shirt and khaki pants or skirt. The adult member uniform includes an official Girl Scout scarf, tie, or vest worn with official membership pins along with designated official apparel or navy blue business attire when participating in ceremonies or officially representing Girl Scouts. For casual events such as troop meetings, adult members can wear designated official apparel or casual attire.

Girl Scout Daisy Tunic



Place your first Journey awards at the bottom of your tunic or vest. As you earn additional Journey awards, work your way up.

If your awards and badges don't fit on the front of your tunic or vest, you can wear them on the back.

Girl Scout Daisy Vest



Place your Journey awards above your badges.

Girl Scout Brownie Vest



Place your first Journey awards at the bottom of your vest. As you earn additional Journey awards, work your way up.

If your awards and badges don't fit on the front of your vest or sash, you can wear them on the back.

Girl Scout Brownie Sash



Place your Journey awards above your badges.

Girl Scout Junior Vest



Place your first Journey awards at the bottom of your vest. As you earn additional Journey awards, work your way up.

If your awards and badges don't fit on the front of your vest or sash, you can wear them on the back.

Girl Scout Junior Sash



Place your Journey awards above your badges.

Girl Scout Cadette Vest



Place your first Journey awards at the bottom of your vest. As you earn additional Journey awards, work your way up.

If your awards and badges don't fit on the front of your vest or sash, you can wear them on the back.

Girl Scout Cadette Sash



Place your Journey awards above your badges.

Girl Scout Cadette Cargo Vest



American Flag Patch

Girl Scout Council Identification Set

Troop Crest

Troop Numerals

Membership Stars and Discs

Bridge to Girl Scout Cadette Award

Brownie Wings

My Promise, My Faith Pins

Cadette Program Aide Pin

Cadette Community Service Bar

Cadette Service to Girl Scouting Bar

World Thinking Day Award

Global Action Award Year 1

Girl Scout Cadette Badges

Cadette Insignia Tab

World Trefoil Pin

Girl Scout Membership Pin

Membership Numeral Guard

Journey Summit Award Pins

Cadette Outdoor Journey Award Badges

Journey Award Badges

Cookie Entrepreneur Family Pins

Safety Award Pin

Cadette Leadership in Action (LiA) Award Badges

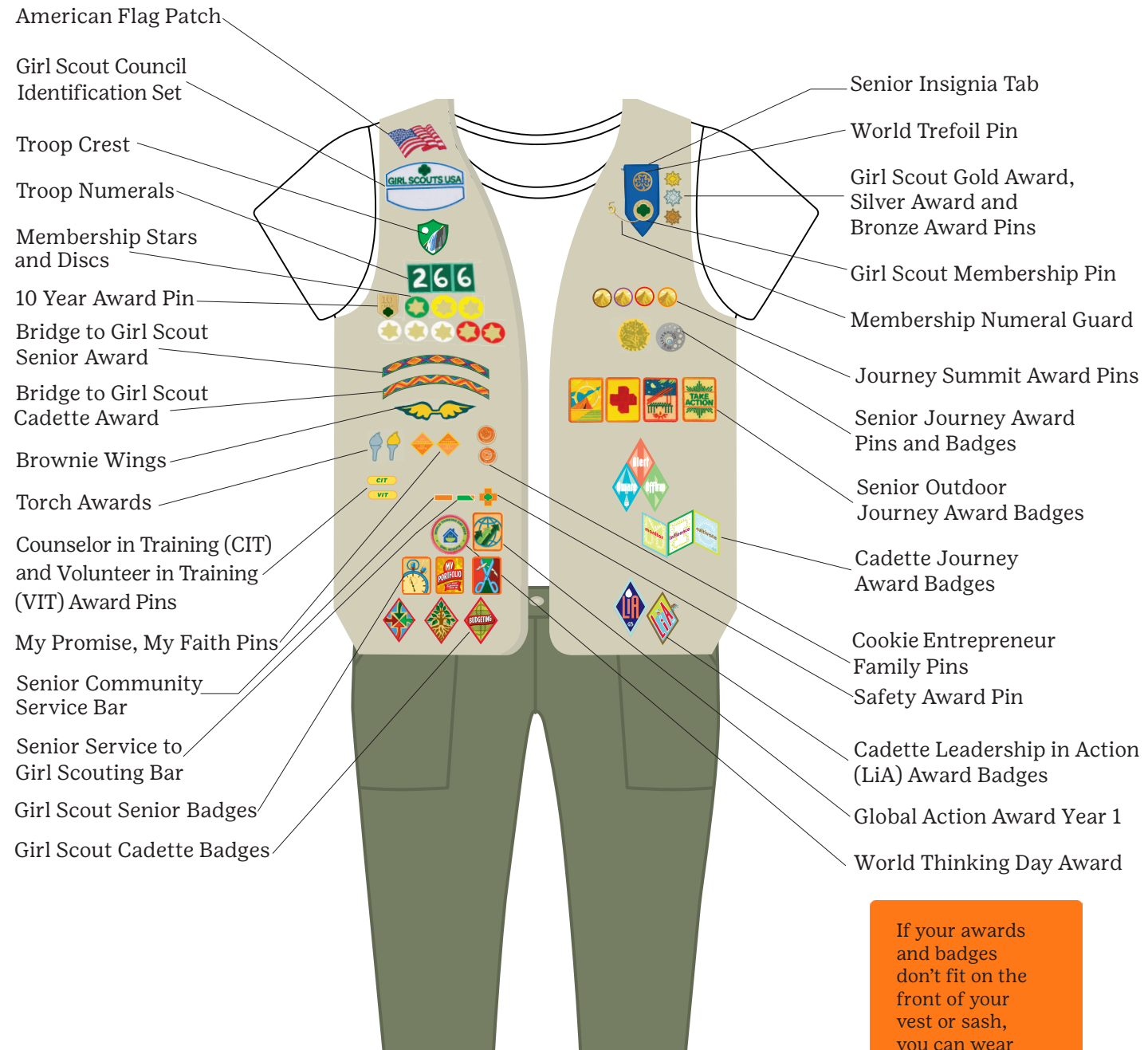
If your awards and badges don't fit on the front of your vest or sash, you can wear them on the back.

Girl Scout Cadette Pocket Sash



Place your Journey awards above your badges.

Girl Scout Senior Vest



If your awards and badges don't fit on the front of your vest or sash, you can wear them on the back.

Girl Scout Senior Sash



Place your Journey awards above your badges.

Girl Scout Senior Cargo Vest



If your awards and badges don't fit on the front of your vest or sash, you can wear them on the back.

Girl Scout Senior Pocket Sash



Place your Journey awards above your badges.

Girl Scout Ambassador Vest



If your awards and badges don't fit on the front of your vest or sash, you can wear them on the back.

Girl Scout Ambassador Sash



Place your Journey awards above your badges.

Girl Scout Ambassador Cargo Vest




If your awards and badges don't fit on the front of your vest or sash, you can wear them on the back.

Girl Scout Ambassador Pocket Sash



Place your Journey awards above your badges.

Girl Scout Adult Navy Vest



Girl Scout Adult Navy Vest

